

PolyCycle[®] Spool Disassembly Guide

Each box is designed to fit ten spools that have been disassembled.

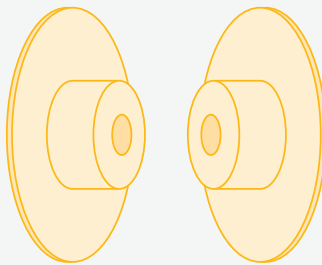
Step 1

Hold the flange and turn each side anti-clockwise.



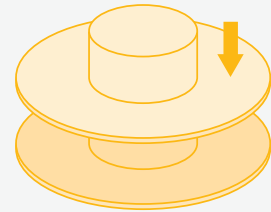
Step 2

The two sides will separate into two top hats.



Step 3

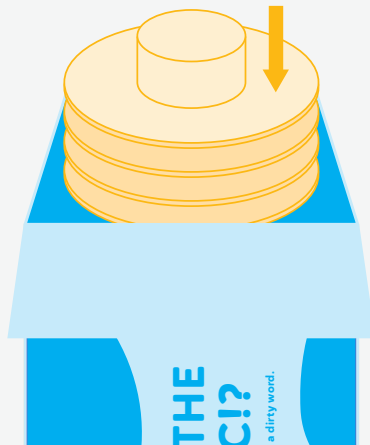
Place the two top hats on top of each other.



Step 4

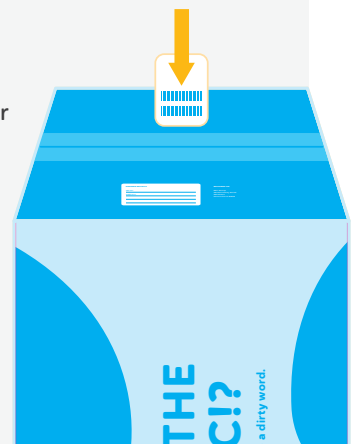
Place the top hats into the box.

Once you have 10 spools (20 top hats) seal the box up.



Step 5

Place the appropriate courier ticket on the box and send them back to EPL.



Giving plastic a second life, PolyCycle[®] Spools are made from recycled and recyclable material.

Read about our other ways we're working towards a sustainable future at eplgroup.com